


## Customizable Self Adhesive PVC Film 122cm\*50m Heat Resistance

### Our Product Introduction

for more products please visit us on [realsundeco.com](http://realsundeco.com)

#### Basic Information

- Place of Origin: Foshan, China
- Brand Name: Realsun Deco
- Minimum Order Quantity: 3000m/model
- Price: Negotiable
- Packaging Details: Pack in roll
- Delivery Time: 15-20 days
- Payment Terms: T/T 30% down payment, 70% balance before shipment
- Supply Ability: 500000m/month



#### Product Specification

- Liner Paper: 80gsm, 100gsm, 120gsm
- Material: PVC
- Durability: Excellent
- Adhesive: Acrylic Pressure Sensitive Adhesive
- Design: Wood Grain, Marble, Brick, Stone, Plain Color Etc.
- Waterproof: Yes
- Adhesive Strength: High
- Size: 122cm\*50m, 60cm\*10m
- Highlight: **Self Adhesive PVC Film 122cm ,  
Customizable Self Adhesive PVC Film ,  
Customizable self adhesive pvc foil**

## Product Description

### Waterproof and Wood Grain Self Adhesive PVC Foil - B2B Preferred Product

#### Product Description:

Our self adhesive PVC film is a highly versatile and durable synthetic plastic material primarily composed of polyvinyl chloride (PVC). Pressure sensitive adhesive is added to the back of the film, along with a removable liner paper which is removed before application. Depending on your specific application and durability requirements, this film can be made in different thicknesses. It is also available in a variety of finishes such as glossy, matte, satin, and textured. An extensive selection of colors and patterns are available, including wood grain design, marble design, brick design, and more. Our self adhesive PVC film offers broad applications from covering walls to furniture and even craft and DIY projects, thanks to its ease of use.

#### Features:

Product Name: Self Adhesive PVC Film

Design: Wood Grain, Marble, Brick, Stone, Plain Color Etc.

Waterproof: Yes

Adhesive Strength: High

Material: PVC

Thickness: 0.08mm-0.15mm

Keywords: adhesive contact paper, self adhesive foil, contact paper rolls, adhesive contact wallpaper

#### Technical Parameters:

Our products come in different thicknesses, ranging from 0.1mm to 0.12mm.

We also have two different widths for your selection: 1220mm, and 600mm.

The length of the roll can opt to be either 10m/roll or 50m/roll.

We have a wide variety of design: wood grain, solid color, marble, brick and so forth.

For the surface treatment, customer can choose from matt, super matt, embossed, high gloss and soft touch.

We are providing customers with customized services, such as OEM and ODM.

#### Applications:

Self-adhesive PVC film is a great material that can be used for plenty of applications, such as home improvement, crafts, signage, and more. The steps for applying self-adhesive PVC film are relatively simple, however, proper surface preparation and installation are essential for a professional-looking result. Here's a guide on how to do it:

Before you begin, there are certain materials you'll need: self-adhesive PVC film, a clean and smooth surface to apply the film to, a measuring tape or ruler, a sharp utility knife or scissors, a squeegee or a credit card, a clean cloth or sponge, and a spray bottle with soapy water (optional).

The first step is to prepare the surface. Make sure it's clean and dry, and free from any dust, dirt, or imperfections. If it's dirty, clean it thoroughly and let it dry completely. After that, measure and cut the PVC film to fit the desired size you want, leaving a few extra inches around each side to trim afterwards.

Then peel off the backing paper at one end of the PVC film – don't forget to avoid touching the adhesive side! – and start applying the exposed area to the surface. Gradually peel off the backing paper while smoothing the film onto the surface, using a squeegee or a credit card to remove any air bubbles and ensure a smooth, even result.

If there are still air bubbles trapped underneath the film, use the squeegee or credit card to gently push them out towards the edges – remember to work from the center outward. After the film is applied and bubbles are smoothed out, trim the excess film around the edges. Finally, go over the surface with a clean cloth or sponge to ensure the PVC film is locked in place, wipe away any excess water or soap residue, and do a final inspection to make sure the result is free from imperfections.

#### Customization:

Self Adhesive PVC Film

**Brand Name:** Realsun Deco

**Place of Origin:** Foshan, China

**Minimum Order Quantity:** 3000m/model

**Price:** Negotiable

**Packaging Details:** Pack in roll

**Delivery Time:** 15-20 days

**Payment Terms:** T/T 30% down payment, 70% balance before shipment

**Supply Ability:** 500000m/month

**Surface:** Glossy/Matte/Super Matte/Embossed/Soft Touch

**Size:** 122cm\*50m, 60cm\*10m

**Durability:** Excellent

**Thickness:** 0.08mm-0.15mm

**Adhesive Strength:** High

**Keywords:** vinyl contact paper, self adhesive plastic film, contact paper rolls, self adhesive wallpaper

**Packing and Shipping:**




Packaging and Shipping

Self Adhesive PVC Film is packed in a moisture-proof plastic bag.

The products are packaged in a sealed carton box to ensure safe delivery.

The product will be shipped by air, sea or express delivery.

**Realsun** Foshan Realsun Decorative Material Co., Ltd.

 +8613790066054     [sale1@realsundeco.com](mailto:sale1@realsundeco.com)     [realsundeco.com](http://realsundeco.com)

Room 706, Build 1, No 121 North of Lingnan Avenue, Foshan, China